



# Decadent Square/ Rectangle Box

How to make an envelope box



To make the Square/ Rectangle box, first cut two of the box-mesh dies from cardstock and valley-fold along the score lines.



On one of the die-cuts, trim off the smaller tabs at each end. On one of the trimmed sides, apply glue.




Mat the glued side underneath the long side of the second die-cut.



Apply glue along the top and bottom tabs of one side of the box.

# Decadent Square/ Rectangle Box

How to make an envelope box



Fold the box over along the score lines of the long sides, and mat the glued tabs on top of the opposite tabs. Ensure the small tabs at the bottom are tucked inside under the long tabs.



To close your envelope box, fold the side without the small tabs first, and then fold the side with the tabs on top, fitting the small tabs down into the gaps at either end.