




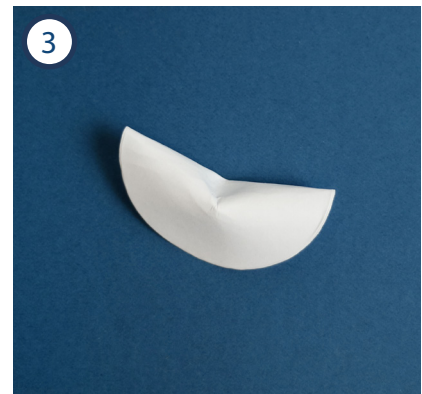
Fortune Cookie




1
Cut both dies from your chosen cardstock.



2
Lightly fold the Cookie in half, but do not press the fold line.



3
Indent the fold of the Cookie to create the Fortune Cookie shape.



4
Stamp or write a sentiment or message onto the Strip and insert into the Fortune Cookie.