



Hat Box Easel




Using the die set, cut two large circles and fold one at the top as shown. Cut the doily, small circle, and Box Side.



Fold the tabbed circle in half. Stick onto the other large circle to create an easel card.




Cut another circle for the card front and stick onto the easel card.



Mat the doily onto the card.



Stick the side onto the remaining circle using the tabs all the way around to create the hat top.



Stick onto the card to finish.