



Kinetic Waterfall




1. Fold an A4 piece of your chosen cardstock in half. Cut the T die and 4 squares from the die set from your chosen cardstock.



2. Mountain fold along all the score lines of the T die cut.



3. Mat one square die cut, only applying adhesive along the top edge, onto the bottom panel of the T die cut.



4. Mat the remaining square die cuts, as in step 3, onto the small panels from the bottom up on the T die cut.



5a. Mountain fold the long end of the T back in on itself and mat the tabs onto the card front.



5b. Alternatively, mountain fold the long end of the T back on itself, fold the tabs around the long end, then mat onto the card front.