



# Lace


## Step Up




Cut the card shape and step up from your chosen cardstock.




Score the card shape across the centre.



Valley fold the card into a right angle as shown.



Score the step up at the top, centre, and bottom of the pop up sections, as well as across the centre of the back. Valley and mountain fold to stand it up as shown.



Seat the step up into the card and secure.