



Ornate Birdcage



1 Cut the Birdcage eight times. Cut four of the tab pieces.



2 Stick the Birdcages together in pairs.



3 Start sticking the cage sides together by using the wider tab pieces as shown.



4 Repeat for the other side of one of the pieces, making an open square.



5 Add the remaining side to make an open-ended cube as shown.




6 Valley fold the remaining tabbed pieces ready to use.

Ornate Birdcage



7
Stick the slender tabbed pieces between the top portion of the cage's sides, bending them inwards so that they align.



8
Continue with each piece until you have a completed cage as shown.