




Party Pop Up Card



Cut the Pop Up Card from your chosen cardstock.



Assemble the Pop Up Card by folding the vertical score lines to make an open box. Fold out the three square panels as shown, with one upright at the back. Decorate with your chosen embellishments.
Top Tip: Cut a strip of cardstock and fold at either end to make a bridge to stick onto the inside of the card, as a base for extra embellishments.