



# Petals of Porcelain Ivy




1 Cut the Book and bracer dies from your chosen cardstock. Cut the Book until you have the desired number of pages, plus two extra for cover pieces.



2 Stick the bracer onto your top cover piece. Stack the pages with your cover pieces either side.



3 Use ribbon, twine, or string to bind the pages and covers, tied through the holes cut in each piece.



4 Open up your book and ensure the pages are loose enough to move apart and open fully.



5 Decorate with the Big Ivy and decoupage pieces as desired.