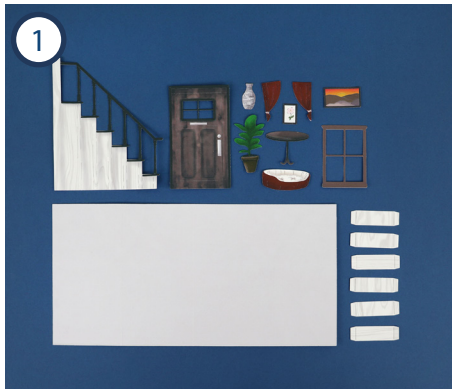



Pop Out Staircase




1
Cut the card base from your chosen cardstock. Cut the staircase and room pieces from the Charisma.



2
Mountain and valley fold along the score lines.



3
Fold the tabs on either side of the step pieces. Stick onto the inside of the staircase profile to create a set of 3D steps as shown.



4
Stick the completed staircase onto the card. Secure by sticking the free tabs onto the card.



5
Add the decorative die cuts as desired.