





# Pop Up Stage Card Shape




1. Cut the card shape dies from your chosen cardstock.




2. Slight valley fold along the two sides of the largest die cut.




3. Valley fold on die lines of the hexagonal die cuts.



4. Mountain fold the die lines on the rectangle die cut. Mat onto the tabs of one folded hexagonal die cut.



5. Mat the other folded hexagonal die cut onto the back of the previous to make the base.



6. Mat the bottom of the remaining die cut onto the open side of the base.