



Sensational Arch



1 Cut the arch (die A) twice, once with the detail included. Cut two of the flower boxes (die B) and the flowers.




2 Stick the arch pieces together with the panel on top of the mat.



3 Assemble the flower boxes and secure by sticking down the small tabs to their adjacent sides.



4 Bend the arch lightly to add shape - be careful not to fold it.



5 Stick the flowers into the flower boxes.



6 Stick the flower boxes either side of the bottom of the arch. Stick onto a base.