




Exploding Hexagon



1
Cut the box lid, a hexagon, and at least six rectangles to build the box of your chosen size (you can cut more and layer for strength). Cut six of the corresponding tab pieces to match your sides.



2
Assemble the lid by folding up the sides and sticking the tabs onto their adjacent sides.




3
Valley fold the tab pieces and stick onto the rectangular sides. Leave the other tab free to attach to the box base.



4
Stick the sides onto the hexagon base. If desired, cut and stick an extra base and sides to add strength and cover the tabs.

Exploding Hexagon



Bring up the sides and place the lid on top to hold the box together. Decorate as desired.

