



# Exploding Square



1  
Cut the box lid and at least five squares to build the box of your chosen size (you can cut more and layer for strength). Cut four of the corresponding tab pieces to match your sides.



2  
Assemble the lid by folding up the sides and sticking the tabs onto their adjacent sides.



3  
Valley fold the tab pieces and stick onto one of the squares, making it the box base. Stick them on so that the fold line is flush with the edges of the box base.




4  
Stick the remaining squares onto the free tabs to create the box sides.

# Exploding Square



If desired, stick extra squares on the base and sides to add strength and hide the tabs.



Bring the sides of the square up and place the lid on top to hold the box together. Decorate as desired.

