




Raised Box Card




1 Cut the Raised Box Card twice from your chosen cardstock, one together with an aperture to make the front. Cut the wavy lace edge.



2 Score and fold the sides as shown.



3 Stick the Raised Box halves together to create a full box with open front as shown.



4 Stick the lace piece onto the bottom to finish.