




Staying Home for Christmas Exploding Triangle




1
Cut three of one size of triangle sides (dies labelled B). Cut three of die cut C and mat one onto the bottom of each triangle.



2
Cut one of the triangle bases (dies labelled A). Stick the sides onto the base with the tabs stuck underneath.



3
Cut die H three times and stick together to create a closed triangular cap.



4
Place the triangular cap on top of the box to hold the sides together.