




Theatre Card




1
Cut the Card Shape twice from your chosen cardstock, once with an aperture cut into the largest panel.



2
Valley and mountain fold along the score lines as shown.



3
Mat the tab of the apertured die cut onto the largest panel of the other die cut.



4
Mat the remaining tab to the back of the card front to complete the card. Decorate as desired.