



# Triple Triangle Cardshape




1. Cut the largest die twice from your chosen cardstock.



2. Mat the shapes together, leaving a 2cm gap from the triangle edge.



3. Concertina fold where the two die cuts join and where the triangle edge starts, as shown.



4. Repeat Step 3 on the opposite side.